

SUMMARY PROFILE

This Summary Profile provides highlights about your local church from the 2021 National Church Life Survey

Glen Waverley Uniting Church

Full Profile

Coming soon: Your full Church Life Profile will contain comprehensive results with comparisons to other benchmarks

The People of this Church:

Most value:



58% Practical care for one another in times of need



47% Wider community care or social justice emphasis



32% Traditional style of worship or music



26% Contemporary style of worship or music

Want to give attention to:



47% Worship services that are nurturing



42% Building a sense of community



37% Supporting social action and aid



34% Encouraging people here to discover/use their gifts

Note: Attenders could select up to three options so percentages may not add up to 100%.

Inside

People of This Church	2	How People Relate to Each Other	6
Church Attendance and Background	3	How People Relate to the Wider Community	7
What People Value and Prioritise	4	Vision, Innovation & Leadership Culture	8
How People Relate to God	5		



People of This Church

This Summary Profile contains a snapshot of your church's unique results from the 2021 National Church Life Survey. This profile is based on 40 responses from attenders aged 15+.

Supporting resources available at 2021ncls.org.au may also help you you make best use of your results, to strengthen the vitality of your church, grow an owned vision and plan for the future.



Demographic profile

Gender



60% are female

40% are male

Note: The percent for those who chose 'other' will be included in denominational and national reports. Figures have been rounded to 100%.

Marital Status

76% are currently married

Ethnicity

90% are born in Australia

10% are born overseas

5% speak a language other than English at home

Employment

8% are employed full-time (30 hours plus)

87% are retired

Education

58% have a university degree

23% have a trade certificate or secondary school education



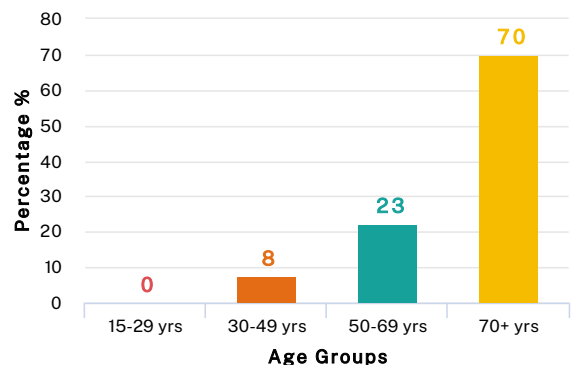
Age and intergenerational ministry

73 yrs is the average age of attenders over 15

74% are satisfied with what is offered for children aged under 12 years

67% are satisfied with what is offered for youth aged 12 to 18

89% agree that people of all ages are encouraged to get involved at this local church



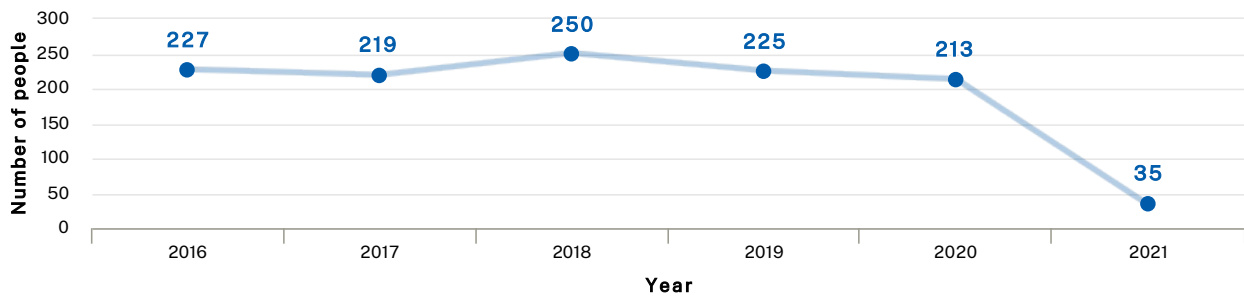


Church Attendance and Background



Attendance patterns

Estimated attendance



Attendance at this local church (including online)

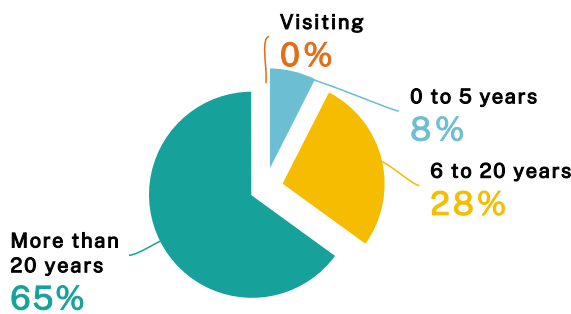
- 98% are frequent attenders (monthly or more)
- 85% attend weekly or more
- 93% have attended this local church for more than five years

Attendance elsewhere (in person or online)*

- 90% do not attend any other church
- 5% attend elsewhere, in person
- 8% attend elsewhere, via online services

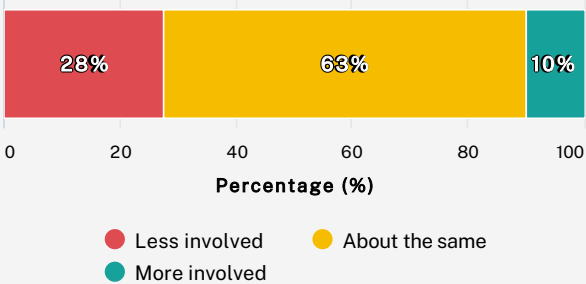
*Note: Attenders could choose more than one option

Length of time attending this local church



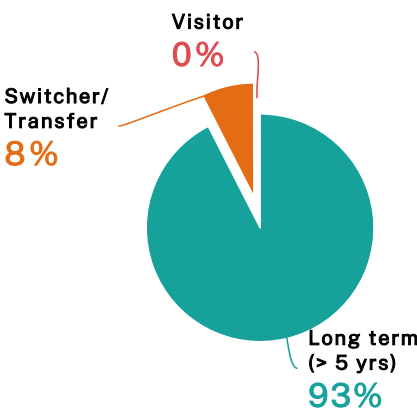
Impact of COVID-19

Current involvement compared to 2019 (before COVID-19)



Church background

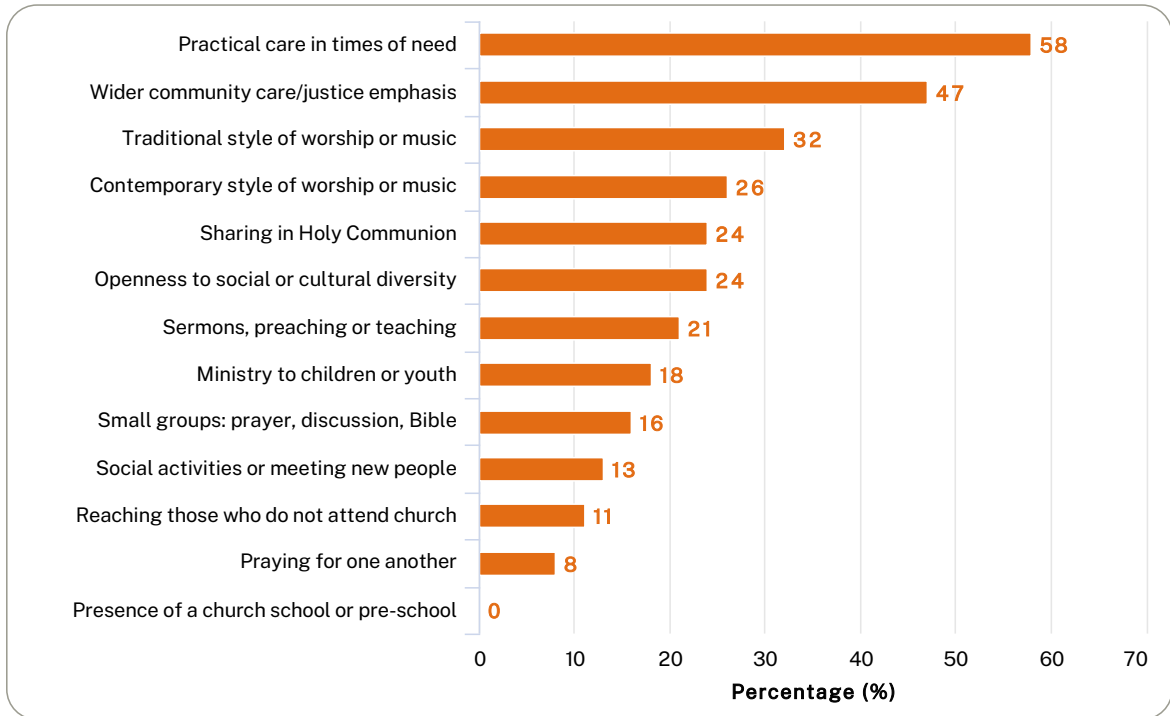
- 8% of attenders here are new arrivals to this local church in the past 5 years





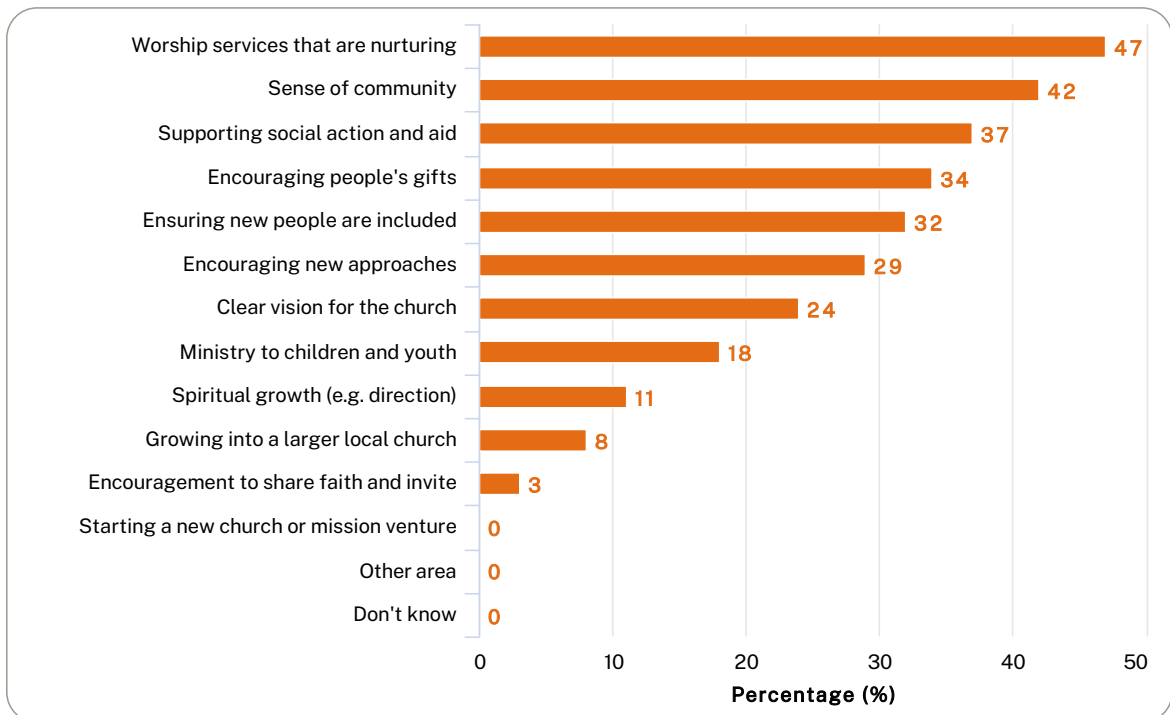
What people value about this church

Attendees of this local church most value 'Practical care for one another in times of need' and 'Wider community care or social justice emphasis'.



Future priorities

Over the next 12 months most attendees would like priority given to: 'Worship services that are nurturing' and 'Building a sense of community'.



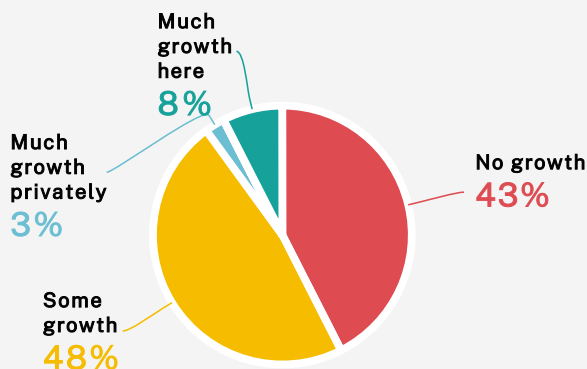


How People Relate to God

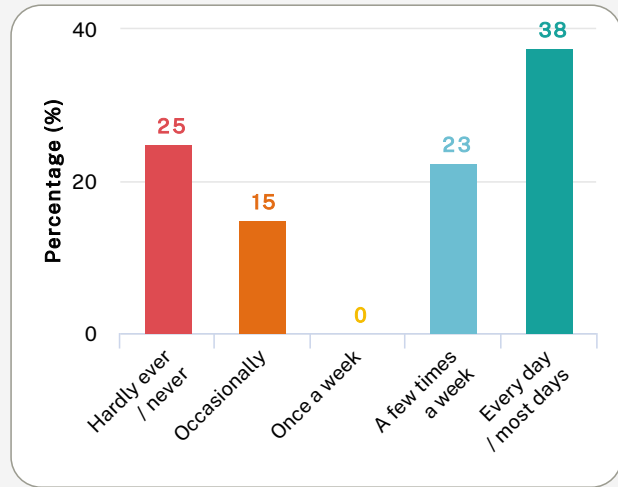


Personal faith

10% of attenders said that they had experienced much growth in faith in the previous 12 months



38% spend time in prayer, Bible reading, meditation everyday or most days



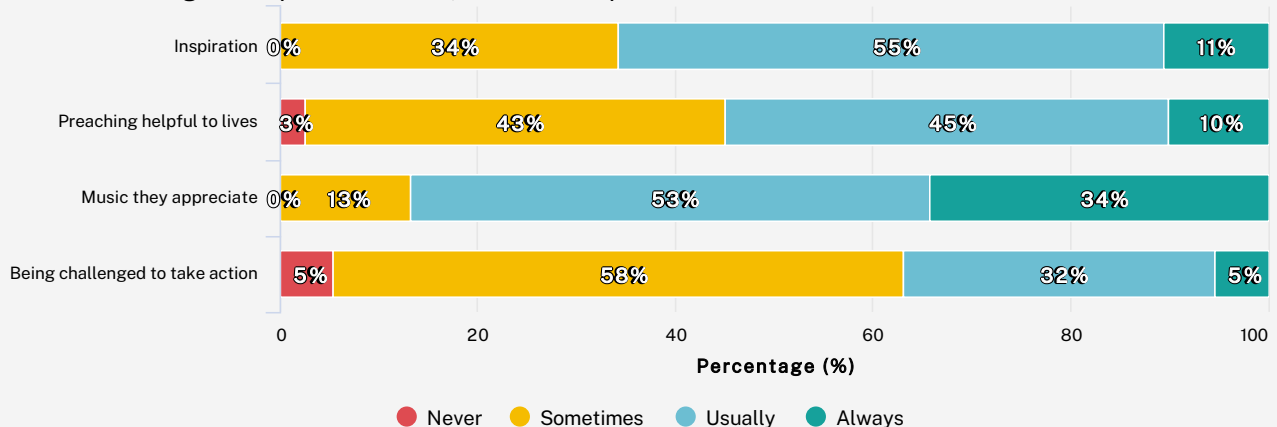
100% agree their faith influences decisions and actions in daily life

89% agree that 'my faith in God is an important part of who I am'



Church worship services

During worship services here, attenders experience:





How People Relate to Each Other



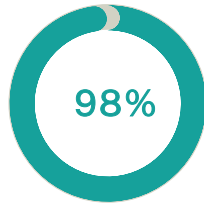
Belonging and inclusion

42% always or mostly personally seek to make new arrivals welcome

18% are likely to follow up someone drifting away from church involvement

Belonging

Have a strong sense of belonging



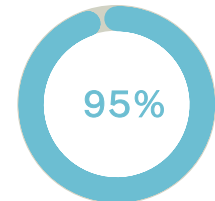
Inclusive

Agree this church is inclusive of different kinds of people



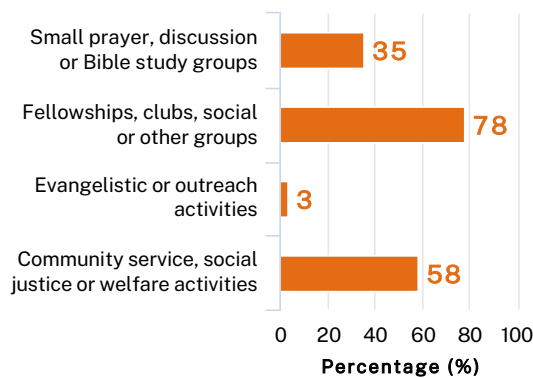
Friendly

Found it easy to make friends in this local church

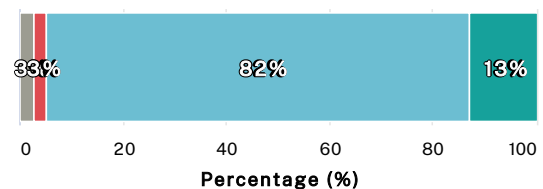


Involvement

Group involvement



13% want to be more involved at this local church

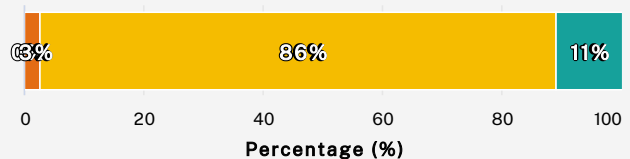


- I am unsure
- Want to be less involved
- Happy with current level
- Want to be more involved

Financial giving

Patterns of giving to this local church (as a percent of net income).

- Do not contribute financially here
- Give a small amount when present
- Give less than 10%
- Give about 10% or more





How People Relate to the Wider Community



Involvement in groups

- 55% of people participate in wider community groups
- 3% are very actively involved in online groups (e.g. social media, community groups)

Church-based activities

- 58% reach out to the wider community through activities of this local church
- 58% are part of community service activities
- 3% are part of evangelistic activities



Words and actions

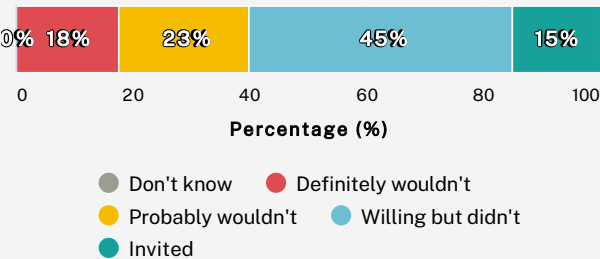
- 76% talk about matters of faith with other members of their household (16% live alone)
- 10% feel at ease talking about faith with others and look for opportunities to do so

Attendees have offered to help others in the past 12 months

Donated money to a charitable organisation	92%
Given some of your possessions to someone in need	47%
Lent or gave money to someone outside your family	45%
Helped someone through a personal crisis (not sickness)	34%
Visited someone in hospital	34%
Contacted a parliamentarian/councillor on a public issue	29%
Supported a campaign (online or other)	29%
Cared for someone who was very sick	26%
Attended a public meeting/march	5%
Tried to stop someone abusing alcohol or drugs	3%

Inviting others to church

- 15% invited friends and relatives to a church service in this last year



Acting for the environment

- 97% agree that Christians have a responsibility to actively care for the environment
- 16% are very active
- 58% are a little active
- 24% are currently not active



Vision, Innovation & Leadership Culture

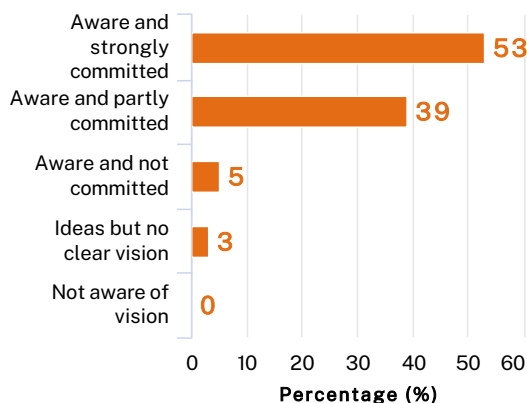


Vision and innovation

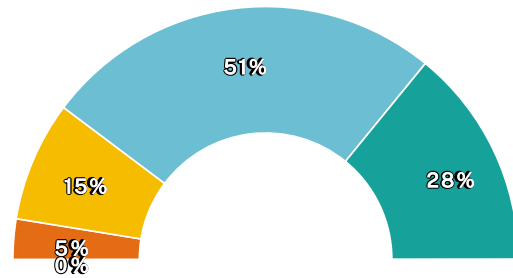
53% of people are both aware of and strongly committed to the vision and goals or directions for this local church

10% are fully confident that this local church can achieve the vision, goals or directions set

Vision

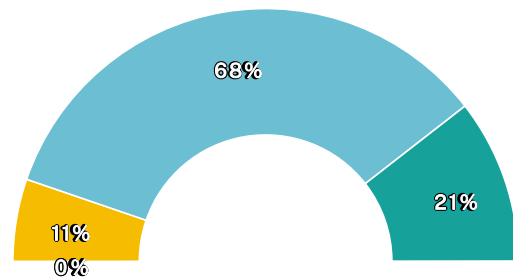


79% agree that this local church is always ready to try something new



Strongly disagree Disagree Neutral Agree Strongly agree

89% agree that they would support the development of new initiatives in the ministry and mission of this local church



Strongly disagree Disagree Neutral Agree Strongly agree



Leadership culture

92% agree that this local church has good and clear systems for how it operates

90% agree it is easy to get involved in ministry at this local church (e.g. join a roster, take on a role)

75% of attenders perform a leadership or ministry role

62% agree 'leaders encourage me to find and use my gifts and skills to great or some extent'

59% agree 'leaders here inspire me to action'